

BOARD OF DIRECTORS

Board

Chairman	Larry Skinner – 2018
Vice Chairman	John Hamner – 2017
Treasurer	Charlie Nutt – 2018
Secretary	Susan Smith – 2016
Assistant Secretary	Charlie Hollabaugh – 2016
Membership Officer	Don Higginbotham – 2016
Security Officer	Charlie Bottorff – 2017

Audit Committee

Chairperson	Joe Johnson
Secretary	Phillip Martinez
Member	Charlie Bottorff
Member	Bob McLellan

Executive Staff

President and CEO	James Minge
EVP and CFO	David Pickney
EVP and CRO	Willy Kelsey
EVP and COO	Pamela Stephens
EVP and CIO	Ron Dinwiddie

SVP Accounting	Peggy Esparza - Promotion from VP Deposit Ops/Card Svcs
SVP Dev Planning/Facilities	Alan Barbee
SVP Talent	Ginia Chapline
SVP Retail Delivery	Ron Smith, Jr - Changed from SVP Branch Operations
SVP Risk Management	Philip Melugin
SVP Lending	Brady Popp
SVP Omni Channel Delivery	Robert Underwood - New department

VP Investment Services	James Blazek
VP Business Services	Randy Wooley
VP Branch Operations	Delana Huling
VP Strategic Programs	David Turner
VP Mortgage Services	Tim Reibe
VP Information Technology	Clay Yearsley
VP Marketing	Shelley Carlson
VP Indirect Lending	Paul Matamoros
VP Collections	Bob Kubiak
VP Trust Data Solutions	Steven Heidel

CUSO Board of Managers

Chairman	John Hamner
Vice Chairman	Leroy Buchanan
Treasurer	Karen Sauls
Secretary	Lonnie Morgan
Member	James Minge

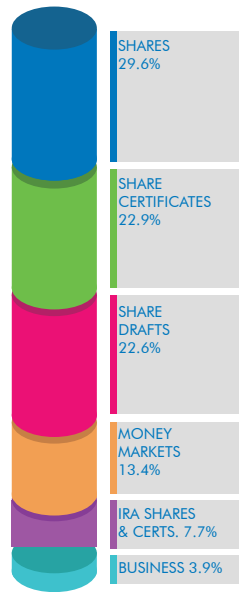
2015 ANNUAL REPORT



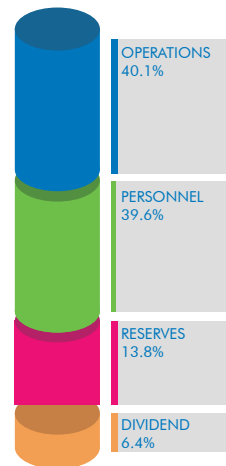
Federally insured by NCUA

CONSOLIDATED STATEMENT OF INCOME

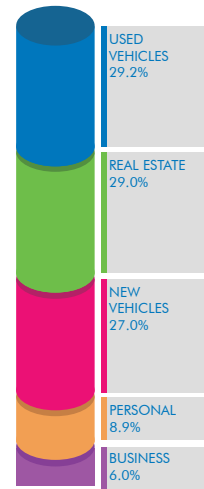
	2014	2015
Interest Income	26,303,243	26,676,163
Other Income	13,495,936	15,076,801
Cost of Funds	3,558,687	3,685,497
Other Expense	34,023,481	32,720,922
Net Income	\$2,217,011	\$5,346,545



DEPOSIT MIX



INCOME DISTRIBUTION



LOAN MIX


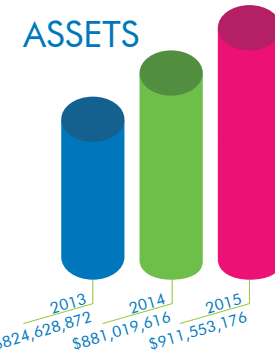
FROM THE AUDIT COMMITTEE

The Credit Union is reviewed periodically by the Texas Credit Union Department. The Credit Union Department's review focuses on safety and soundness and compliance with regulations governing the Credit Union and our operations. The Credit Union did not have any reportable deficiencies.

Chairperson **JOE JOHNSON**

CONSOLIDATED STATEMENT OF FINANCIAL CONDITION

	2014	2015
Assets		
Cash	9,864,943	16,132,960
Total Loans	636,498,894	678,108,972
Investment	163,355,683	147,961,223
Other Assets	71,300,096	69,350,021
Total Assets	\$881,019,616	\$911,553,176
Liabilities		
Deposits	683,397,703	688,211,378
Other Liabilities	104,917,694	129,637,712
Total Liabilities	\$788,315,397	\$817,849,090
Equity		
Total Equity	92,704,219	93,704,087
Total Liabilities & Equity	\$881,019,616	\$911,553,176



FROM THE TREASURER

In 2015, we continued to provide a competitive loan solution for our members. We grew in loans by 6.14%. Our total assets are \$912 million. Every year we continue to serve our members with financial solutions they can trust.

Treasurer **CHARLIE NUTT**